

Bamboo forest trends

Dr. Maxim Lobovikov

06.06.2005

Beijing



Some basic facts

Bamboo accounts for 1500 species in 90 genera,
only 50 domesticated yet


1 billion people live in bamboo houses

2,5 billion depend on bamboo

Annual trade 5 billion USD (tropical timber 8
billion USD)

Total area exceeds 1% of tropical and subtropical
forest, i.e. 22 million ha

Rattan has 600 species in 13 genera



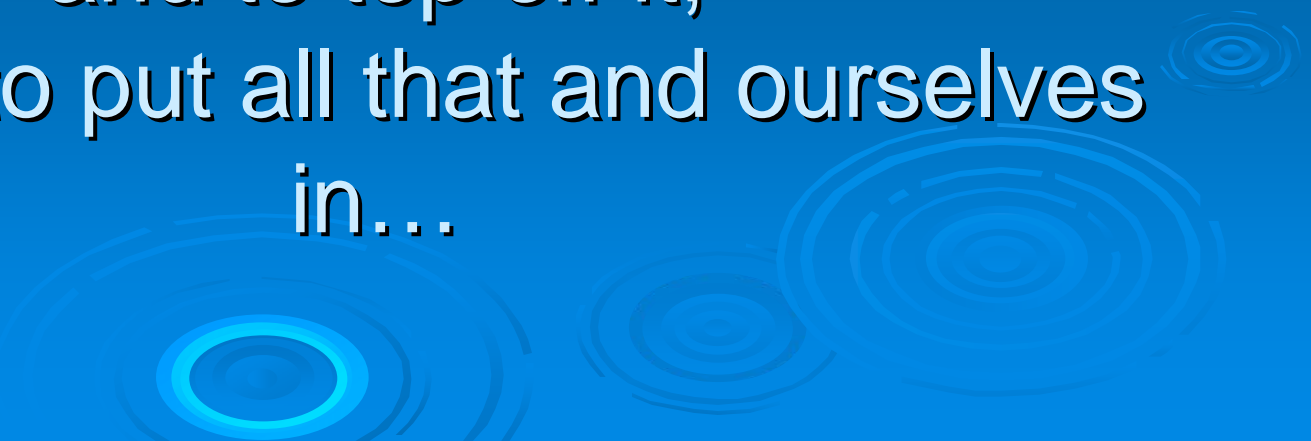
Forest Area, 1990-2000

Country	% of land area	Total forest, 1990 ('000ha)	Total forest, 2000 ('000ha)	Annual change ('000ha)	Rate of change (%)
Ethiopia	4.2	4996	4593	-40	8.7
Kenya	30.0	18027	17096	-93	5.4
Tanzania	43.9	30724	38811	-91	2.3
Uganda	21.0	5103	4190	-91	21.7

Source: State of the world's forests, 2001, FAO

**Bamboo is a superior substitute for
wood.**

Bamboo can be
eaten,
processed into a plate to eat off,
a table to put the plate on,
a floor to stand the table on,
and to top off it,
a house to put all that and ourselves
in...



Add up: bamboo scaffolds
to build your house



Bamboo roof



to keep your house dry

Bamboo doors and windows to keep your house safe




Bamboo biogas

to cook your food and light up your house



Bamboo charcoal

to warm up your house...



and to keep it clean...



A piece of white, rectangular bamboo cloth is folded diagonally and placed on a light brown wooden surface. The cloth has a slightly textured appearance with some creases and a small, frayed edge on the right side. The text is overlaid in blue, bold font.

Bamboo cloth
to sleep on it and dress it on

Bamboo gas to fill in your fuel tank



Bamboo paper



to write your letters on



Bamboo garden in your back yard

to provide you shade



Bamboo baskets

to keep your stuff in



Bamboo medicine and perfume

to keep you
healthy and fresh



Bamboo boat to sail and fish





Bamboo surfboard

*to enjoy your
summer leave!*



Bamboo beer

to have even more fun



...and ...

Bamboo sticks



To protect your rights

Bamboo trends highlights



International Network for
Bamboo and Rattan

中文 Español Français

Home

Hot spots-->

Ecological Security | Economic Development | Livelihood Development | Outreach

Publications | Technologies | People, activities, organisations | Bamboo housing

INBAR Database on
Bamboo and Rattan Trade

INBAR Database on Bamboo and Rattan Trade is a direct product of cooperation between INBAR, International Tropical Timber Organization (ITTO) and European Forest Institute (EFI). It is based on the UN Statistical Division COMTRADE data, utilizing Harmonized Commodity Description and Coding System (HS) used by World Customs Organization (WCO). For the short introduction of the Database please click [here](#).

1. Select the product:

Raw Materials
Products
Vegetables probably including bamboo shoots



2. Select the year:

All years trend

3. ☒ Import ☐ Export

4. Select the reporting country:

Afghanistan



5. Select the trade partner countries: (For multiple selection, please hold down the CTRL or SHIFT key while clicking to select multiple countries)

Area:All World
Area:Africa
Area:Asia
Area:Europe

3. ☒ Value ☐ Quantity

Start Search

Postal Address: PO Box 100102-86, Beijing 100102, P. R. China
Email: info@inbar.int

Tel: +86-10-6470 6161
Fax: +86-10-6470 2166 / 3166

Summary of B&R trade, COMTRADE data, 2000, 1000 USD

Commodities	HS Code	Export	Import
RAW MATERIALS		128547	179399
Bamboo	140110	39602	59590
Rattan	140120	49548	75923
Veg. plaiting materials	140190	39397	43886
PRODUCTS		2417839	2740750
Plaits and products	460110	17777	13909
Mats and screens	460120	219404	170210
Plaited materials not mats	460191	29933	122545
Basketwork	460210	713799	932795
Seats of cane, osier	940150	371366	423166
Furniture of cane	940380	1065560	1078125
VEGETABLES (Including SHOOTS)		2541748	2490194
Vegetables incl. shoots	070990	1156968	1112536
Vegetables fresh or chilled nes	071190	259281	293681
Vegetables mixed	200590	1125799	1083977
TOTAL		5088134	5410343

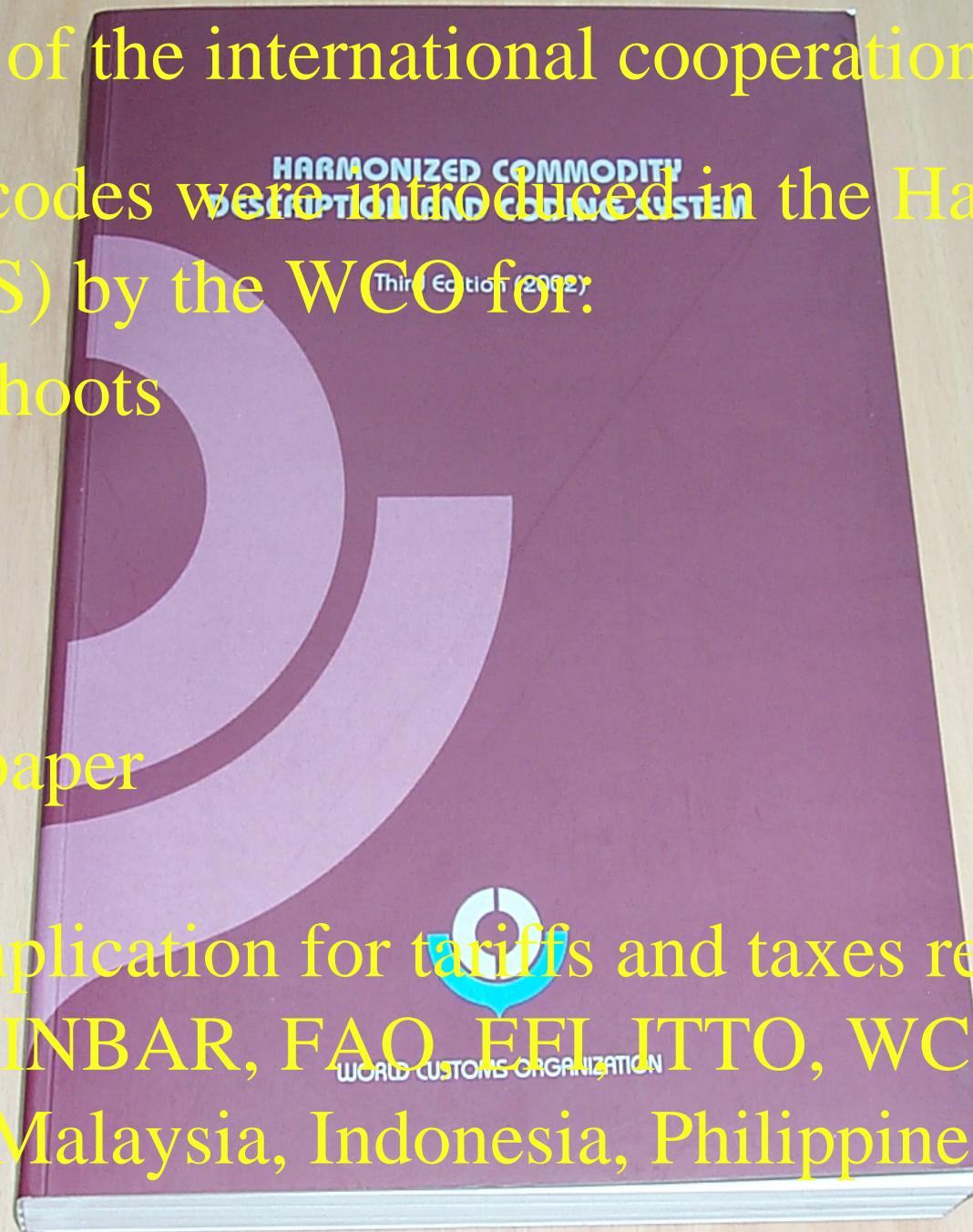
As a result of the international cooperation

14 6-digit codes were introduced in the Harmonized System (HS) by the WCO for:

- Bamboo shoots
- boards
- flooring
- furniture
- pulp and paper
- charcoal

with the implication for tariffs and taxes relief

Credits to: INBAR, FAO, EFL, ITTO, WCO, Chinese Customs, Malaysia, Indonesia, Philippines



Because of the world poor b&r statistics INBAR with partners (UNEP and WCMC) developed an innovative approach to quantifying likely range and distribution of various bamboo species.

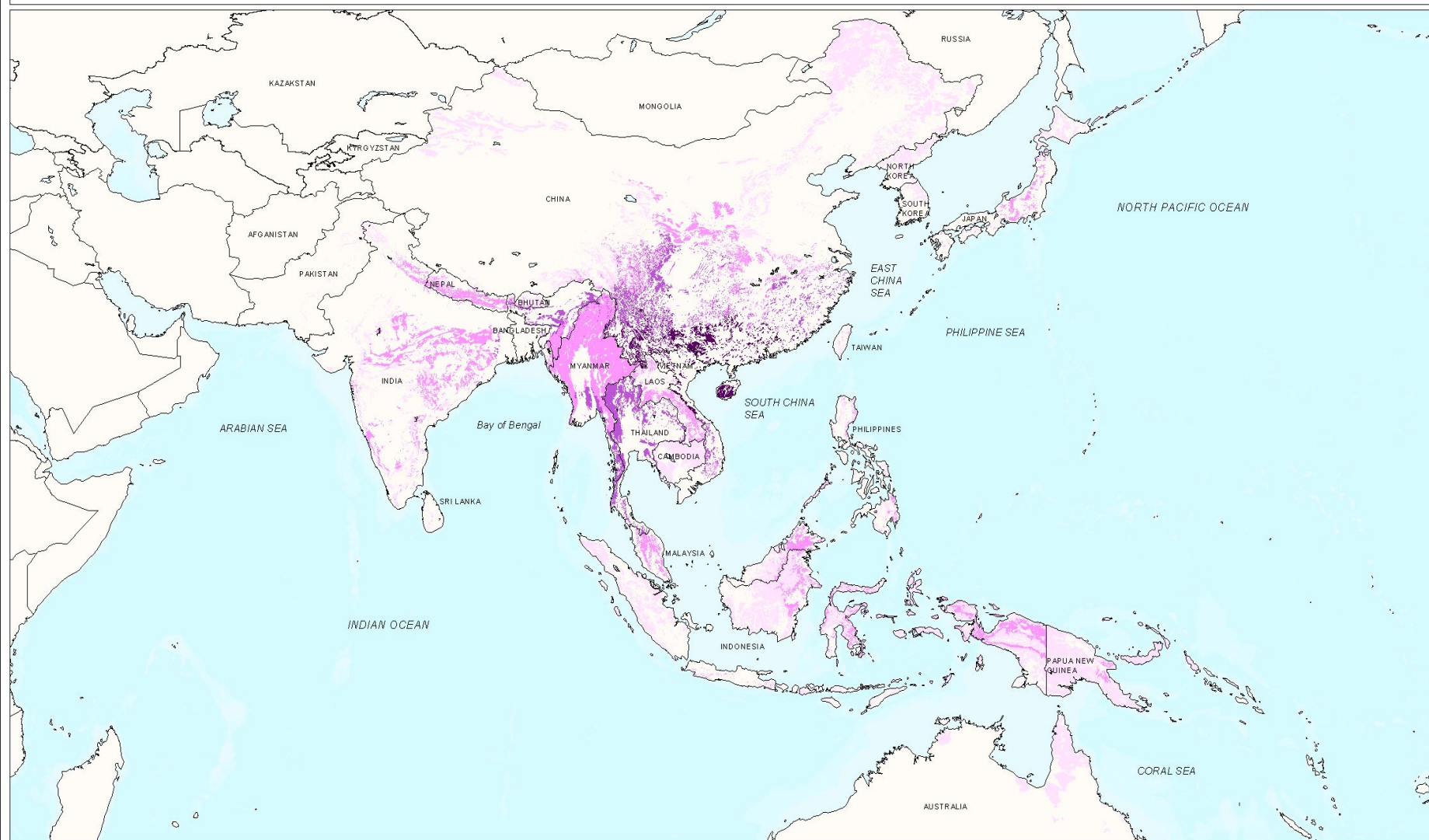
Bamboo distribution and species-to-site matching maps are now posted on INBAR's website



Potential Distribution and Matching Sites for *Phyllostachys pubescens*



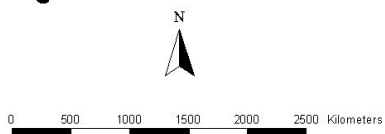
Global Assessment of Bamboo Resources



Potential distribution of 60 genera of Bambusoideae

Number of species

1 - 4 5 - 10 11 - 15 16 - 22



Compiled by Nadia Bystrikova

Map projection: Geographic

Date: April, 2001

The contents of this map do not necessarily reflect the views or policies of UNEP or contributory organisations. The designations employed and the presentations do not imply the expressions of any opinion whatsoever on the part of UNEP or contributory organisations concerning the legal status of any country, territory, city or area or its authority, or concerning the delimitation of its frontiers or boundaries.



UNEP WCMC



© UNEP-WCMC

FRA 2005 Thematic Studies now include:

1. Planted forests
2. Forest fires and fire management
3. Extend of mangroves
4. Ownership of forests and trees
5. Forests and water
6. Forest pests
7. **Global bamboo resources assessment**

China's case



Timber shortage in China

Import in early 2000 – over 3 billion USD

Per capita consumption:

wood- 0.2 m³;

sawnwood 0.02 m³;

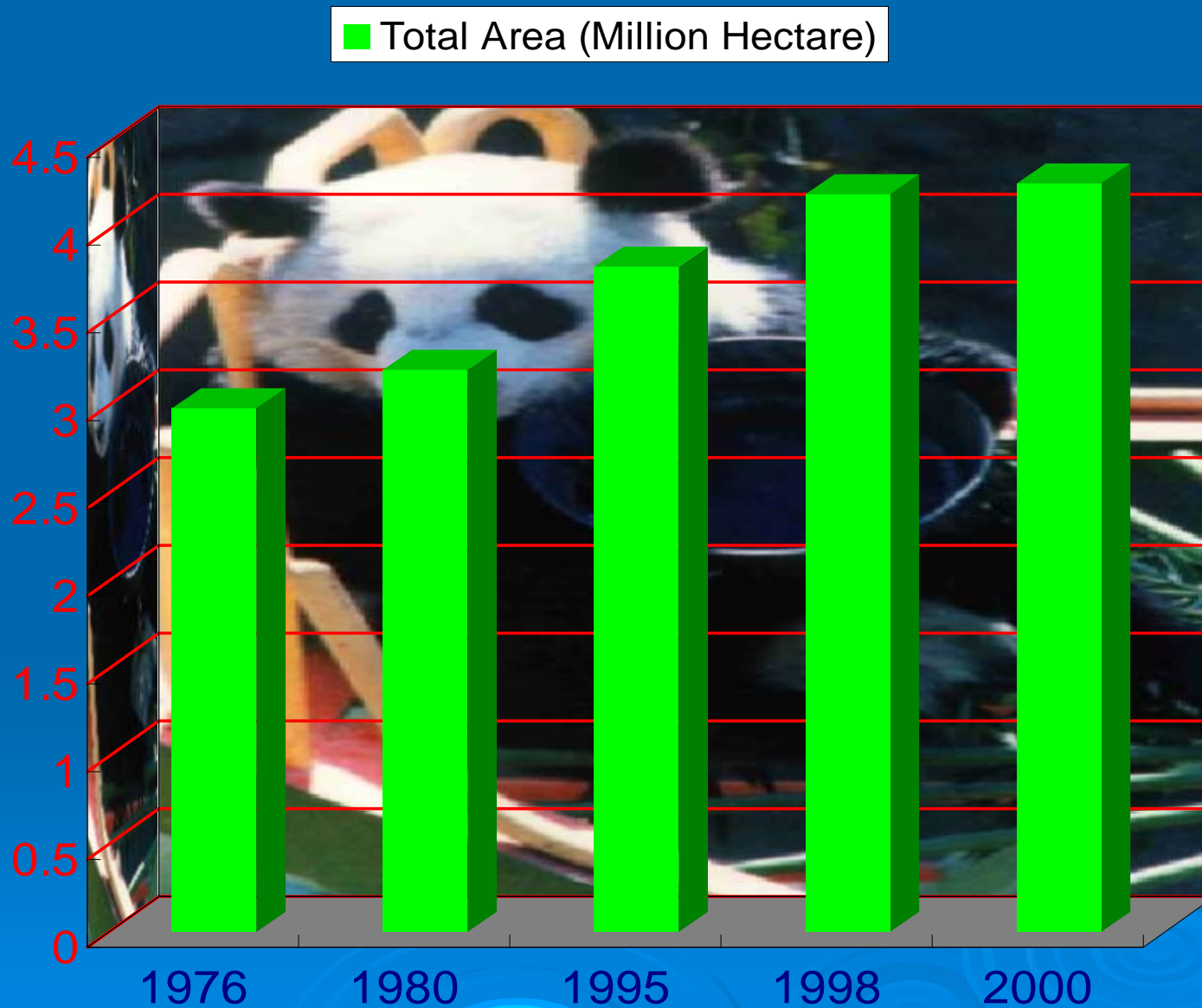
Paper - 25 kg;

China's timber shortfall in 2000 - 40 million m³,
by 2010- 60 million m³, 2025 – 200 million m³.

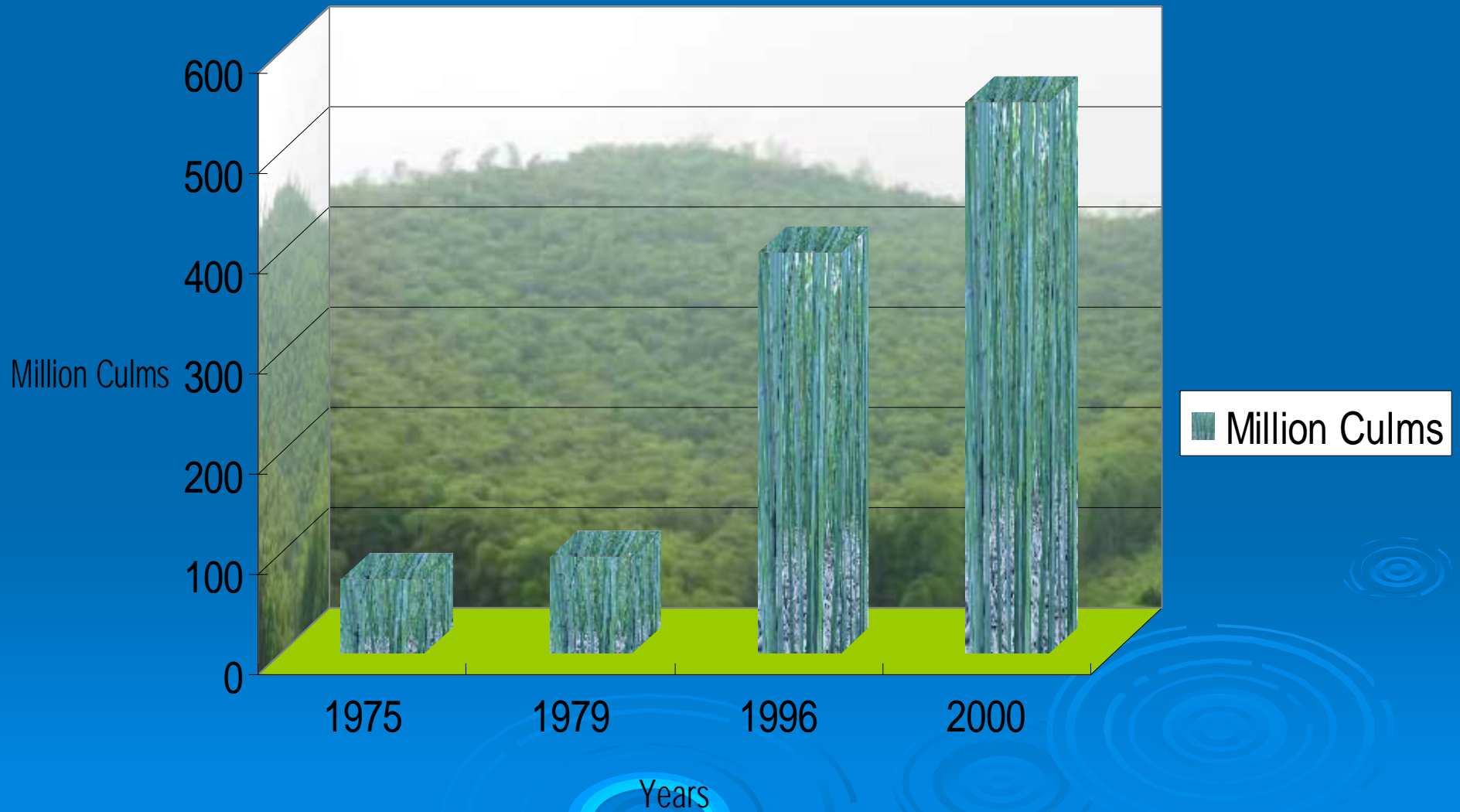
Annual cutting - 55 million tons

Bamboo – 20 million tons

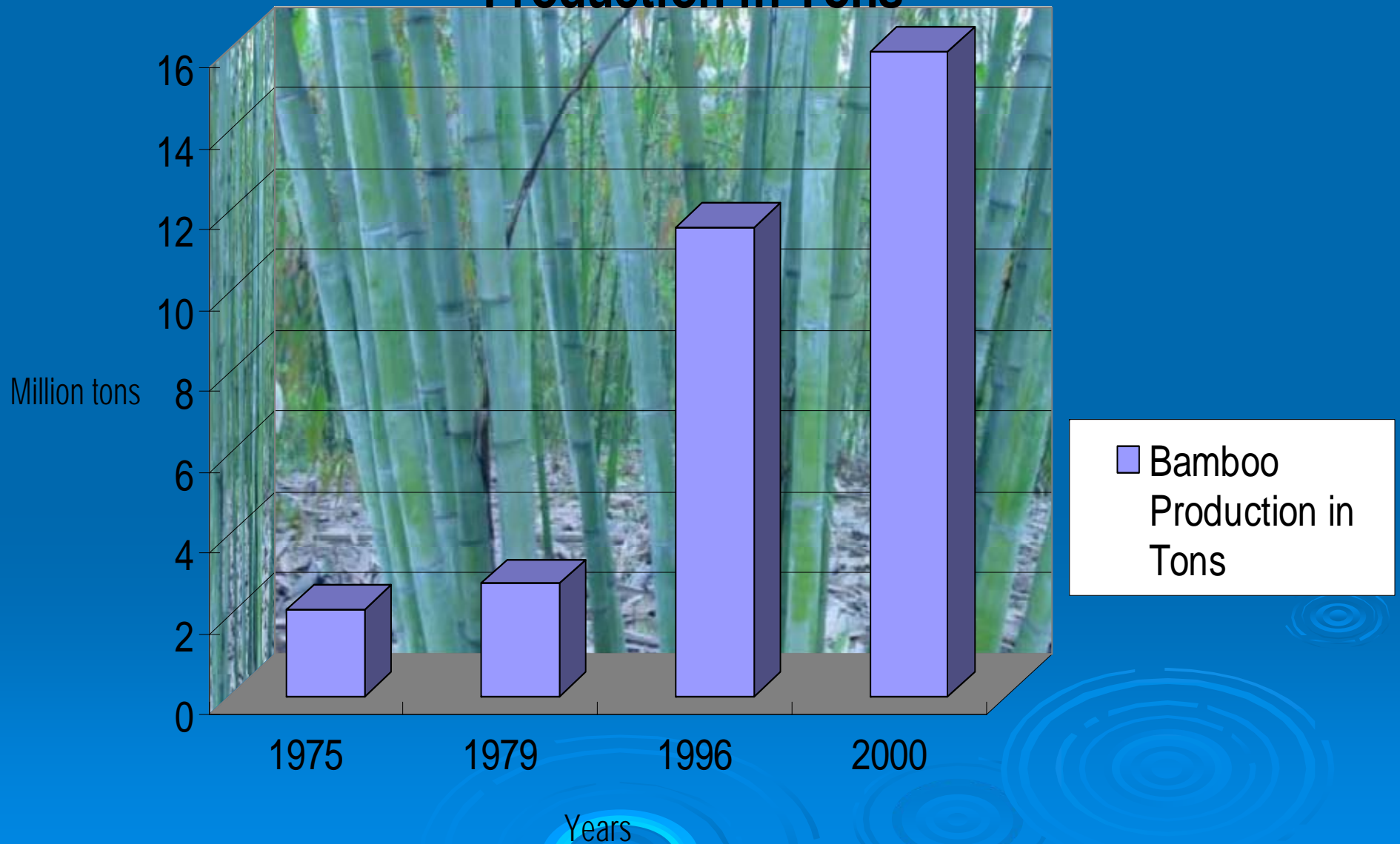
Increase of China's Bamboo Plantation Area



Increase of China's Bamboo Raw Material Production in Culms (Moso Bamboo)



Increase of China's Moso Bamboo Raw Material Production in Tons



China's Bamboo Industry Production Value

